


## CM-Z19 Foot Massager

Thank you for purchasing the CM-Z19 foot massager, please read carefully the user manual before using.

Pay more attention to the safety items before operation. Please keep the user manual after reading.



### A. Warning

1. Please reading carefully the user manual before using to ensure safety and proper.
2. Please using the foot massager according to the user manual shows.
3. Pull out the plug from outlet after using or before cleaning.
4. Be used Heating-function with caution to avoid burns. Do not using on Insensitive, too sensitive and poor circulation parts; Improper operation will cause dangerous, if Let children or

physical and mental function impediment to use freely.

5. Do not using under pillow or blanket, otherwise, fire, electric shock and damage may caused by overheating.
6. Do not cover when using, otherwise, the motor will be damaged for overheating.
7. If close to or for use in children, mental and physical dysfunction or disability, need someone to g0de and responsible for their safety.
8. Stop using immediately if feel unwell.
9. Do not use when the following happens: the power cord or plug is damaged; cannot operate properly; fall on the ground and damage; fall into water, please contact the after sell centre to Inspect and maintain.
10. Do not use any parts unless from manufacturer.
11. Do not insert or fall any object into any opening of the product.
12. If want to cut off the power, turn off all buttons and pull out the plug from outlet.
13. This product cannot be used as a self-diagnosis and treatment.

## **B. Using Environment**

1. Do not using in an area of high humidity or dusty;
2. Do not using in a room of high temperature over 40°;
3. Do not place outdoor;
4. Do not close to electric furnace, stoves or in direct sunshine.

## **C. If you are one of the following situations, please consult your doctor before using:**

1. Being treated, or feel unwell;
2. Hypertension, heart disease, cerebral arteriosclerosis, cerebral thrombosis;
3. Malignancy;
4. Pregnant women, menstruating women;
5. Osteoporosis;
6. With pacemakers or other medical devices;
7. Acute illness;
8. Minor;

## **D. Switch**

1. Do not operate switch by wet hand;
2. Do not let the switch contact with water or other liquids.

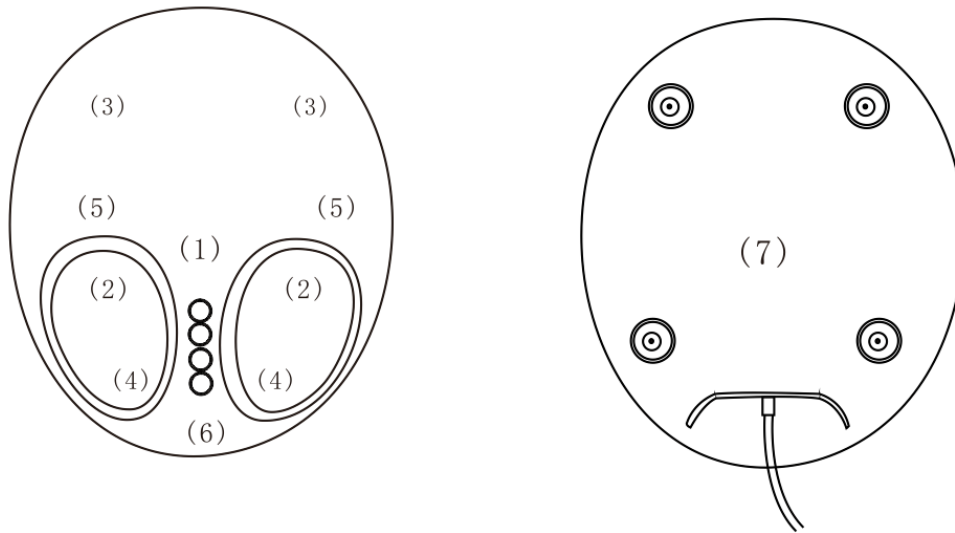
## Note

1. Do not fall in sleep when the product working;
2. Do not use when drunk or unwell;
3. Do not let the massage roller working on hand, elbow, knee, chest or abdomen;
4. Do not keep working over 30 minutes;
5. Do not use when the cloth cover is broken;
6. Do not use in an hour before or after eating;
7. Do not use heating function suddenly in a low temperature room. Using when temperature is normal is proposed;
8. Use after one hour when move from low temperature to a warmer environment because there maybe Water vapors inner the product affect the normal use.

## Warranty Terms

1. Warranty rights are not transferable.
2. Free warranty from the date of purchase and in the warranty period(without outside).
3. Warranty period is one year.
4. Please show proof of purchase and warranty card.
5. The time of purchase is subject to the valid documents from counter.
6. This warranty does not apply to the scope of leasehold, transaction, commerce, organization and other residents' users.
7. The following situations are not covered by warranty, but provide paid service (labor and material cost will be charged):
  - (a) All damage caused by human factors, including used in non-normal environment, does not use and keep in the right way according to the user manual, improper operate;
  - (b) Disassemble, repair, or modification by unauthorized users or the third party
  - (C) Inappropriate transportation after purchasing.
  - (D) Damaged by force majeure (fire, flood, lightning, earthquake etc.)

## Product Structure



1. Facade of middle: 4 buttons-control massage functions;
2. Mid of inner: Scrapping massager-on foot arch, with heating function;
3. Front of inner: roller-on feet;
4. End of inner: kneading massage-on heel;
5. Under facade: air bags-air press massage on instep;
6. Bottom surface: Washable cloth cover-cleaning;
7. Bottom: Power plug;

## Features and Schematic Diagram

### Features



1. Beetle-shaped, beautiful and fashion, easy to carry;

2. A variety of functions with rolling, kneading, air-pressing and heating together;
3. Massage all points in foot;
4. Washable cloth cover, easy to keep clean;



**Schematic diagram**

## **Operating and Function Explanation**

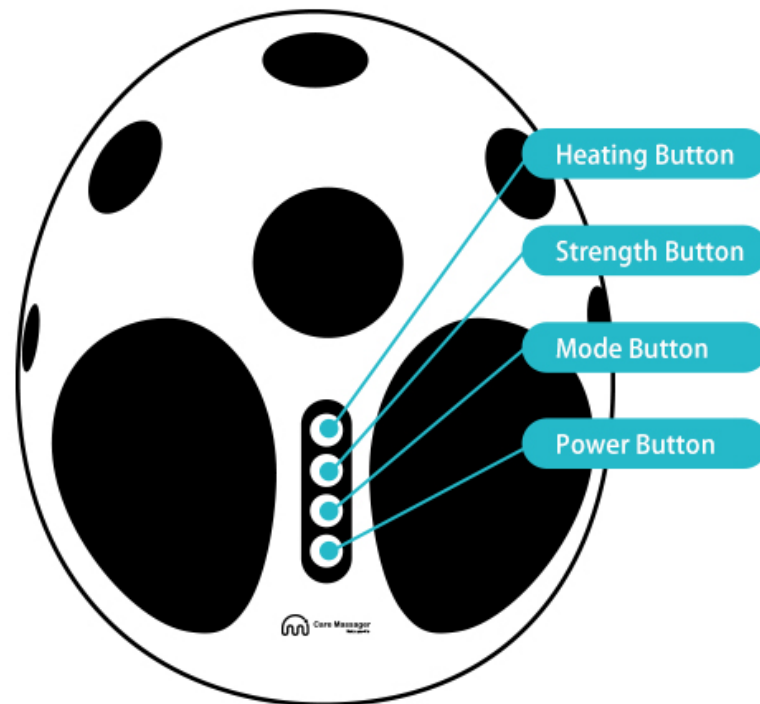
1. Press heating button after power is turned on, to turn off heating function; red light is turning off too.
2. Press strength button to transfer between strong and weak, blue is weak, red is strong.
3. Press mode button to transfer between too mode, blue is mode 1, red is mode 2, blue and red is mode 3.

## **Operation and Function Explanation**

1. Press heating button after power is turned on, to turn off heating function; red light is turning off too.
2. Press strength button to transfer between strong and weak, blue is weak, red is strong.
3. Press mode button to transfer between too mode, blue is mode 1, red is mode 2, blue and red is mode 3.

## Operation and Function Explanation

**Control button:**



### **Heating -- Heating Button**

Heating function is separately. It is shows red when working, (enabled by default).

### **Strength -- Strength Button**

Adjust massage strength, red is strong, blue is weak, the red and blue is middle.

### **Mode -- Mode Button**

3 massage for choice, are blue light (closed rolling massage), red (mode 1), double color (model 2).

### **Power-- Power Button**

Turn on or Turn off

## **A. Before Using**

Check if it is damaged or not.

Check placing position is flat.

## B. Using

1. Open harness, one end connect to the bottom of massager, the other bottom connect to the outlet with 220v,50Hz
2. Operating press power button one time, function working (it show red), strength (it shows blue),mode is mode 1(it show with heating is weak blue).

### Operating and Function Explanation

1. Press heating button after power is turned on, to turn off heating function; red light is turning off too.
2. Press strength button to transfer between strong and weak, blue is weak, red is strong.
3. Press mode button to transfer between too mode. Blue is mode 1, red is mode 2, blue and red is mode 3.

## Specifications

Name	Foot massager
Model	CM-Z19
Rated Voltage	AC100V-240V
Rated Power	50W
Time	15 Min

## Troubleshooting

The problem happened when using, solve them according to the following methods. If it is still in trouble, please send to the after sell centre or Authorized maintenance personnel to maintain.

Anomalies	Possible Cause	Approach
Does not work	<ol style="list-style-type: none"> <li>1. No power</li> <li>2. Power switch is turn off</li> </ol>	<ol style="list-style-type: none"> <li>1. Set up an electric circuit</li> <li>2. Turn on power switch</li> </ol>
Stop working	<ol style="list-style-type: none"> <li>1. Power outage</li> <li>2. Massage time is over 15Mins</li> <li>3. Keep working too long. The massager is overheating.</li> <li>4. Excessive force, massager rollers cannot afford.</li> </ol>	<ol style="list-style-type: none"> <li>1. Check electric circuit</li> <li>2. Turn on/off power again</li> <li>3. Turn on/off the massager after cool.</li> <li>4. Excessive force, massager rollers cannot afford.</li> </ol>

## Maintenance

---

### A. Store

1. When not in use, the product into the box and placed in a safe, cool, ventilated and dry place.
2. Do not twist the power and wires.
3. Do not use a switching power supply and wire suspension products
4. Avoid pointed object scratched the surface.
5. Do not place in direct sunlight or high humidity place.

### B. Cleaning

1. Turn off and unplug the power cord before cleaning,
2. Using clean and dry cloth
3. Do not use a switching power supply and wire suspension products

**Note:**

Do not use corrosive cleaners, benzene or thinner.

### C. Maintenance

1. Keep massager clean and keep away from high humidity.
2. If it is not used for a long time, use a dust cover to prevent dust from entering.

## About us

Care Massager Technologies Co., Ltd. is about creating a healthy home environment that helps you relax your body, de-stress, and simplify your life. CAREMASSAGER is widely recognized for its home massage products, and continues to be a leading innovator in massage technology today. In a modern world of fast living filled with stress, CAREMASSAGER is committed to developing the best massage and relaxation products to deliver well-being and value to customers around the world.





CAREMASSAGER's full line of in-home wellness products are including: [Neck Massagers](#), [Back Massagers](#), [Foot Massagers](#), [Vibration Platform Machines](#), and more.

For more information on products, please visit our official website:  
<http://www.caremassager.com/>